

**RU Введение:** Спасибо за выбор в пользу be quiet! Инструкция поможет вам в процессе установки. Если возникнут трудности при установке, пожалуйста свяжитесь с нашей службой поддержки с помощью электронной почты (service@bequiet.com). Обратите внимание: be quiet! не несет ответственности за повреждения, возникшие из-за проблем совместимости.

- Гарантия:**
- 3 года гарантии от производителя для конечного покупателя (от первоначальной покупки у официального дилера be quiet!)
  - Гарантийный ремонт может быть выполнен только при наличии копии документа о покупке устройства у официального дилера be quiet!
  - Манипуляции и структурные изменения любого рода, а также наличие внешних механических повреждений автоматически приводит к лишению гарантии На продукт распространяются наши стандартные условия гарантии, которые можно посмотреть в интернете на сайте [www.bequiet.com](http://www.bequiet.com)

Listan GmbH · Wilhelm-Bergner-Straße 11c · 21509 Glinde · Germany. Для получения дополнительной информации Вы можете связаться с нами по электронной почте: [service@bequiet.com](mailto:service@bequiet.com)


НАБОР АКССУАРОВ

	Наименование	Количество
1	 Вентиляторы be quiet! Light Wings White	3
2	 ARGB концентратор	1
3	 Двусторонняя липкая лента	1
4	 Винты вентилятора	12
5	 Винты ARGB концентратора	4
6	 Кабель ARGB	1

Установка вентиляторов Light Wings White


1

**RU** Закрепите вентилятор винтами вентилятора.




2

**RU** ARGB концентратор позволяет синхронизировать до 6 устройств 5V ARGB напрямую через материнскую плату. Для этого выключите систему и подключите разъем вентилятора (1) к одному из 6 разъемов ARGB концентратора.




3

**RU** Подключите кабель ARGB конектора RGB IN на корпусе ARGB концентратора к разъему 5V ARGB на материнской плате.



4

**RU** Подключите SATA-кабель питания ARGB концентратора к SATA разъему вашего блока питания. Затем закрепите ARGB концентратор внутри корпуса с помощью винтов или полоски двусторонней липкой ленты.



## be quiet! Limited Warranty

Per the terms and conditions of this limited warranty as given below, be quiet! warrants its new products to be free of defects resulting from faulty materials and faulty manufacturing for the length of the warranty period.

### I. APPLICABILITY

This non-transferable warranty is applicable to newly purchased, previously unopened be quiet! products and is enforceable by only the original consumer purchaser. Proof of purchase is required for warranty service, so should be retained. be quiet! does not provide warranty registration services.

### II. WARRANTY PERIOD

For eligible products, parts and labor are warranted for the applicable warranty period from the date of purchase. The applicable warranty period varies by product model, and is identified in your user documentation, on the product package, or as listed below. Should any of these warranty periods differ, the longest specified warranty period will apply. Replaced products will be warranted for the remainder of the original warranty period or thirty days, whichever is longer.

### III. EXCLUSIONS

The following are not covered by the warranty:

1. Normal wear and tear.
2. Any product which has been modified without per-

mission from be quiet!, or on which the serial number or warranty sticker has been defaced, modified, or removed.

3. Damage, deterioration or malfunction resulting from:
  - Accident, abuse, misuse or improper use, neglect, connection to an improper voltage source, unauthorized product modification, or failure to follow instructions included with the product.
  - Fire, water, lightning, or other acts of nature.
  - Repair or attempted repair by anyone not authorized by be quiet!.
  - Shipping or transport damage (claims must be made with the carrier).
  - Any other cause which does not relate to a defect in materials or manufacturing workmanship.
4. Cartons, cases, batteries, cabinets, tapes, accessories or other consumables used with this product.
5. be quiet!, Inc. does not warrant that this product will meet your requirements. It is your responsibility to determine the suitability of this product for your purpose.
6. Removal or installation charges.
7. Shipping charges.
8. Any incidental charges.

### IV. EXCLUSION OF DAMAGES

be quiet!'s sole obligation and liability under this warranty is limited to the repair or replacement of a defective product at its option. be quiet! shall not, in any event, be liable for any special, incidental, indirect, or consequential damages whatsoever, including but not limited to loss of profits, revenue, or data (whether direct or indirect), damages resulting from interruption of service

and loss of business, or for liability in tort relating to this product or resulting from its use or possession, even if be quiet! has been advised previously of the possibility of such damages.

### V. LIMITATIONS OF IMPLIED WARRANTIES

There are no other warranties, expressed or implied, including but not limited to those of merchantability or fitness for a particular purpose. The duration of implied warranties is limited to the warranty length specified in Paragraph II.

### VI. LOCAL LAW AND YOUR WARRANTY

This warranty gives you specific legal rights. You may also have other rights granted under local law. These rights may vary.

### VII. NO OTHER WARRANTY

No be quiet! employee, dealer, or other agent is authorized to make any modification, extension, or addition to this warranty.

### VIII. TO OBTAIN TECHNICAL SUPPORT OR WARRANTY SERVICE

Please see your product owner's manual or visit the Online Support section at [www.bequiet.com](http://www.bequiet.com) for details and contact information. You will need to provide proof of purchase for warranty service.