



DARK ROCK PRO TR4

be quiet!

簡介：感謝您選擇購買 be quiet! 產品。以下說明將引導您完成安裝程序。如果您遇到安裝問題，請立即與我們的客戶服務聯繫，電子郵件地址為service@bequiet.com，請注意，若因相容性問題造成損壞，be quiet! 不負任何責任。

- 保固：
- 提供顧客 3 年原廠保固（僅限原始購買處為 be quiet! 授權經銷商）
 - 進行保固作業前，需提供於 be quiet! 授權經銷商購買商品的收據影本
 - 任何類型的操作或改裝，或因施加機械外力而造成的損壞，將使保固完全失效
 - 關於適用的一般保固條件，您可瀏覽 www.bequiet.com 網站

Listan GmbH . Wilhelm-Bergner-Straße 11c . 21509 Glinde Germany

如需進一步的資訊，請透過電子郵件與我們聯絡：
service@bequiet.com

！ 建議於運輸前先拆下空冷散熱器。
07/2020



www.bequiet.com/bk023

- EN** » Product information for this CPU cooler
DE » Produktinformationen zu diesem CPU-Kühler
FR » Informations produit pour ce système de refroidissement
ES » Información del producto para este refrigerador de CPU
PL » Informacje produktowe dla tego coolera CPU
NL » Engelstalige productinformatie voor deze processorkoeler
SE » Produktinformation för den här processorkylaren, på engelska
RU » Подробная информация о данном кулере для процессора
TW » 此CPU散熱器的產品資訊
CN » 此CPU散热器的产品信息
JP » 製品情報 (CPUクーラー)

內含配件

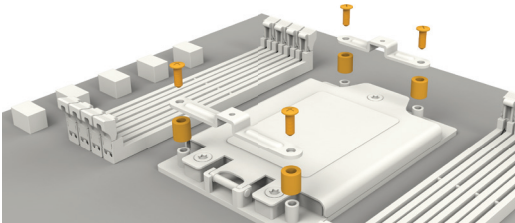
	配件名稱	數量
①	be quiet! Dark Rock Pro TR4 散熱器	1
②	135mm 風扇	1
③	120mm 風扇	1
④	長 TR4 安裝托架	1
⑤	短 TR4 安裝托架	1
⑥	散熱器安裝橋接處	1

	配件名稱	數量
⑦	TR4 間隔螺帽	4
⑧	TR4 螺絲	4
⑨	十字型螺絲起子	1
⑩	導熱膏	1
⑪	風扇扣具	6
⑫	Y 型纜線	1


AMD: sTRX4 / TR4

一般說明
建議先在電腦機殼外預裝散熱器，以利後續安裝。

散熱器安裝框架的組裝方法
將 TR4 間隔螺帽 (7) 置於穿過前側的插槽螺栓上，並使用 TR4 螺絲 (8) 固定長 TR4 安裝托架 (4)。接著以相同方式用短 TR4 安裝托架 (5) 組裝另一側。




安裝 CPU 散熱器
首先，撕下散熱器底側的保護膜。將導熱膏 (10) 塗抹至 CPU 表面，供量應足夠塗抹一至兩次。




注意：嚴禁食用隨附的導熱膏。如果發生誤食情形，請飲用大量開水並立即就醫。請將物品放在兒童無法取得之處，避免接觸皮膚和眼睛。


將散熱器安裝橋接處 (6) 置於散熱器 (1) 中央。接著，將散熱器放置於 CPU 上方。鬆開位於散熱器頂端中央的兩個熱管蓋。



交替鎖緊散熱器安裝橋接處的螺絲。您可使用十字型螺絲起子 (9) 執行此操作。接著將兩個熱管蓋重新鎖到散熱器的頂部。



使用風扇扣具 (11) 將 120mm 風扇 (3) 固定到散熱器前側。將 135mm 風扇 (2) 推入兩個散熱片之間，使用風扇扣具 (11) 加以固定。使用 Y 型纜線 (12) 連接兩個風扇。將此連接至主機板上的 CPU 風扇接頭。



拆除風扇時，將風扇扣具 (11) 的凹口從風扇推開。

Limited Warranty

As per the terms and conditions of this limited warranty as given below, be quiet! warrants its new products to be free of defects resulting from faulty materials and faulty manufacturing for the length of the warranty period.

I. APPLICABILITY
This non-transferable warranty is applicable to newly purchased, previously unopened be quiet! products and is enforceable by only the original consumer purchaser. Proof of purchase is required for warranty service, so should be retained. be quiet! does not provide warranty registration services.

II. WARRANTY PERIOD
For eligible products, parts and labor are warranted for the applicable warranty period from the date of purchase. The applicable warranty period varies by product model, and is identified in your user documentation, on the product package, or as listed below. Should any of these warranty periods differ, the longest specified warranty period will apply. Replaced products will be warranted for the remainder of the original warranty period or thirty days, whichever is longer.

III. EXCLUSIONS
The following are not covered by the warranty:
1. Normal wear and tear.

2. Any product which has been modified without permission from be quiet!, or on which the serial number or warranty sticker has been defaced, modified, or removed.

3. Damage, deterioration or malfunction resulting from: Accident, abuse, misuse or improper use, neglect, connection to an improper voltage source, unauthorized product modification, or failure to follow instructions included with the product. Fire, water, lightning, or other acts of nature. Repair or attempted repair by anyone not authorized by be quiet!. Shipping or transport damage (claims must be made with the carrier). Any other cause which does not relate to a defect in materials or manufacturing workmanship.

4. Cartons, cases, batteries, cabinets, tapes, accessories or other consumables used with this product.

5. be quiet!, Inc. does not warrant that this product will meet your requirements. It is your responsibility to determine the suitability of this product for your purpose.

6. Removal or installation charges.

7. Shipping charges.

8. Any incidental charges.

IV. EXCLUSION OF DAMAGES
be quiet!'s sole obligation and liability under this warranty is limited to the repair or replacement of a defective product at its option. be quiet! shall not, in any event, be liable for any special, incidental, indirect, or consequential damages whatsoever, including but not limited to loss of profits, revenue, or data (whether direct or indirect), damages resulting from interruption of service and loss of business,

or for liability in tort relating to this product or resulting from its use or possession, even if be quiet! has been advised previously of the possibility of such damages.

V. LIMITATIONS OF IMPLIED WARRANTIES
There are no other warranties, expressed or implied, including but not limited to those of merchantability or fitness for a particular purpose. The duration of implied warranties is limited to the warranty length specified in Paragraph II.50

VI. LOCAL LAW AND YOUR WARRANTY
This warranty gives you specific legal rights. You may also have other rights granted under local law. These rights may vary.

VII. NO OTHER WARRANTY
No be quiet! employee, dealer, or other agent is authorized to make any modification, extension, or addition to this warranty.

VIII. TO OBTAIN TECHNICAL SUPPORT OR WARRANTY SERVICE
Please see your product owner's manual or visit the service section at www.bequiet.com for details and contact information. You will need to provide proof of purchase for warranty service.



前言：感谢您决定购买 be quiet!产品。 以下说明将指导您完成安装过程。 如果您在安装过程中遇到问题，请发送电子邮件到 service@bequiet.com 以联系我们的客户服务部门。请注意：be quiet! 不会负责兼容性问题造成的损失。

- 保固：
- 制造商为用户提供3年保固（仅限直接从be quiet!授权经销商处购买的产品）。
 - 申请保固时必须出示由be quiet!授权经销商提供的购买收据副本。
 - 禁止任何篡改和结构改变以及机械外力造成的损坏，否则会导致保固完全失效。
 - 该产品适用我们的通用保固条款，可以登录 www.bequiet.com 查询。

Listan GmbH . Wilhelm-Bergner-Straße 11c . 21509 Glinde Germany

有关详情，可以通过以下电子邮件联系我们：
service@bequiet.com

！ 我们建议在运输前拆下散热器。

07/2020



www.bequiet.com/bk023

- EN** » Product information for this CPU cooler
DE » Produktinformationen zu diesem CPU-Kühler
FR » Informations produit pour ce système de refroidissement
ES » Información del producto para este refrigerador de CPU
PL » Informacje produktowe dla tego coolera CPU
NL » Engelstalige productinformatie voor deze processorkoeler
SE » Produktinformation för den här processorkylaren, på engelska
RU » Подробная информация о данном кулере для процессора
TW » 此CPU散热器的產品資訊
CN » 此CPU散热器的产品信息
JP » 製品情報 (CPUクーラー)

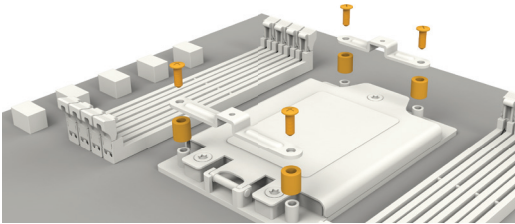
DARK ROCK PRO TR4

be quiet!


AMD: sTRX4 / TR4

概述
我们建议开始时在PC机箱外预装散热器,以便 于后续安装。

组装散热器安装架
将TR4垫片螺母(7)拧到从前端露出的插口螺栓上，然后用TR4螺钉(8)固定TR4长安装支架(4)。接下来按照此前操作组装对侧的TR4短安装支架(5)。




安装 CPU 散热器
首先拆下散热器下面的保护箔膜。在CPU表面涂抹热胶（10）。我们提供的热胶数量足够涂抹一次或两次。




小心： 所提供的热胶不可食用。如果误吞食，请立刻饮用大量清水并第一时间就医。请置于儿童无法够到处。避免与皮肤和眼睛接触。


将散热器安装桥（6）置于散热器（1）上方正中央。接下来将散热器置于CPU上方。拧松位于散热器顶部中央的两个热导管盖子。



交替拧紧散热器安装桥的螺钉。此操作可以使用十字头螺丝刀（9），然后重新拧紧散热器顶部的两个热导管盖子。



使用风扇线扣（11）将120mm风扇（3）固定在散热器前面。将135mm风扇（2）滑入两个散热片之间，然后使用风扇线扣（11）将其固定。使用Y型线缆（12）连接两个风扇。将线缆一头连接到主板上的CPU风扇连接器。



拆卸风扇时，将风扇线扣(11)的凹口从风扇推开。

Limited Warranty

As per the terms and conditions of this limited warranty as given below, be quiet! warrants its new products to be free of defects resulting from faulty materials and faulty manufacturing for the length of the warranty period.

I. APPLICABILITY

This non-transferable warranty is applicable to newly purchased, previously unopened be quiet! products and is enforceable by only the original consumer purchaser. Proof of purchase is required for warranty service, so should be retained. be quiet! does not provide warranty registration services.

II. WARRANTY PERIOD

For eligible products, parts and labor are warranted for the applicable warranty period from the date of purchase. The applicable warranty period varies by product model, and is identified in your user documentation, on the product package, or as listed below. Should any of these warranty periods differ, the longest specified warranty period will apply. Replaced products will be warranted for the remainder of the original warranty period or thirty days, whichever is longer.

III. EXCLUSIONS

The following are not covered by the warranty:

1. Normal wear and tear.

2. Any product which has been modified without permission from be quiet!, or on which the serial number or warranty sticker has been defaced, modified, or removed.

3. Damage, deterioration or malfunction resulting from: Accident, abuse, misuse or improper use, neglect, connection to an improper voltage source, unauthorized product modification, or failure to follow instructions included with the product. Fire, water, lightning, or other acts of nature. Repair or attempted repair by anyone not authorized by be quiet!. Shipping or transport damage (claims must be made with the carrier). Any other cause which does not relate to a defect in materials or manufacturing workmanship.

4. Cartons, cases, batteries, cabinets, tapes, accessories or other consumables used with this product.

5. be quiet!, Inc. does not warrant that this product will meet your requirements. It is your responsibility to determine the suitability of this product for your purpose.

6. Removal or installation charges.

7. Shipping charges.

8. Any incidental charges.

IV. EXCLUSION OF DAMAGES

be quiet!'s sole obligation and liability under this warranty is limited to the repair or replacement of a defective product at its option. be quiet! shall not, in any event, be liable for any special, incidental, indirect, or consequential damages whatsoever, including but not limited to loss of profits, revenue, or data (whether direct or indirect), damages resulting from interruption of service and loss of business,

or for liability in tort relating to this product or resulting from its use or possession, even if be quiet! has been advised previously of the possibility of such damages.

V. LIMITATIONS OF IMPLIED WARRANTIES

There are no other warranties, expressed or implied, including but not limited to those of merchantability or fitness for a particular purpose. The duration of implied warranties is limited to the warranty length specified in Paragraph II.50

VI. LOCAL LAW AND YOUR WARRANTY

This warranty gives you specific legal rights. You may also have other rights granted under local law. These rights may vary.

VII. NO OTHER WARRANTY

No be quiet! employee, dealer, or other agent is authorized to make any modification, extension, or addition to this warranty.

VIII. TO OBTAIN TECHNICAL SUPPORT OR WARRANTY SERVICE

Please see your product owner's manual or visit the service section at www.bequiet.com for details and contact information. You will need to provide proof of purchase for warranty service.